

## KITS AND PACKAGES



Pump Plus 1000 PLC  
Page 49



Pump Plus 1200  
Page 50



Pump Plus 2000 PLC  
Page 51



Pump Plus H0  
Page 52



Pump Plus  
Auto Charge D  
Page 53



Pump Plus,  
Auto Eject Kits  
Page 54



Charger,  
Auto Eject Kits  
Page 55



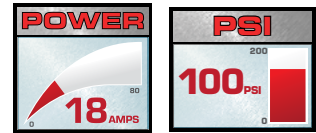
Charger,  
Auto Pump AC Kits  
Page 56



Charger,  
Auto Pump AC,  
Auto Eject Kits  
Page 57

# PUMP PLUS 1000 PLC SYSTEM

**Package Includes: Air Compressor, Charger with Battery Saver and Remote Display**  
**System Components Maintain Air Brake Pressure, Batteries, and Power Auxiliary Loads**



## Features

- This system approach simplifies the complete installation  
 Package includes: Pump Plus 1000 PLC with display and a 12V Auto Pump
- 12V, 100 PSI Max, air compressor **Auto Pump**, see pg. 43 for specs and pg. 47 for optional accessories
  - 15A battery charger with a 3A battery saver
    - Microprocessor controlled, completely automatic operation regulates the output to a single battery bank
    - Precision voltage controller senses the battery voltage, eliminating the need for sense wires
    - Programmable Parasitic Load Compensation allows for the user to input the total accessory load on the vehicle (in amps). This allows the charger to shift the absorption stage set point so the battery voltage drops to the float voltage when desired current is reached
    - Battery selection switch to select Gel Cell, Lead-Acid, AGM or Odyssey
    - Float/3-Step Charge Mode Selection Switches
    - Automatic current limit
    - Battery Saver On/Off switch is used to bypass the Battery Saver and apply all 18A to charge the battery
    - Patent pending
    - Choice of Remote Display: Bar Graph, Status Center, or Status Center in a watertight case
    - Air Compressor power mode selector switch
      - DC Powered full time from the vehicle's battery
      - AC Powered only from the battery when the vehicle is plugged into the shore line
      - Automatically shuts off the compressor when disconnected from the shore line, taking the 12A load off the vehicle's battery




## Remote Display Options



**Bar Graph Display**  
091-199-001



**Super Auto Eject**  
Deluxe Covers Available  
for this product  
see page 40



**Status Center Display**  
091-194B-IND



**Status Center Display**  
in Watertight Case  
091-194B-IND-WT-XX

Color Options see p6

Part Number	Description
51-21-1100	Pump Plus 1000 PLC System with Bar Graph Display
51-21-3100	Pump Plus 1000 PLC System with Status Center
51-21-410X	Pump Plus 1000 PLC System with Watertight Status Center
091-215-12-PP	Pump Plus 1000 PLC Charger Only
51-21-3200	Pump Plus 1000 PLC Charger Only with Status Center
51-21-420X	Pump Plus 1000 PLC Charger Only with Watertight Status Center

# PUMP PLUS 1200 SYSTEM

**Package Includes: Air Compressor, Charger and Remote Display  
System Components Maintain Air Brake Pressure, Batteries**



## Features

- This system approach simplifies the complete installation. Package includes: **Pump Plus 1200** and **12V Auto Pump**
  - 12V, 100 PSI Max, air compressor **Auto Pump**, see pg. 43 for specs and page 47 for optional accessories
  - 40A **Pump Plus 1200**, single battery output
    - Parasitic Load Compensation (PLC) allows for user input of total accessory load amps on the vehicle. This allows the charger to shift the absorption stage set point so the battery voltage drops to the float voltage when desired current is reached
    - Patented PLC Technology
    - Low Profile - reduced height and lighter in weight
    - Output voltage regulated
    - Accommodates Lead-Acid, Gelled Electrolyte, AGM and Odyssey® battery types
    - Configurable for 3-Step or Float Charging
    - Selectable 1, 5 or 10 hour Safety Timer while in 3-Step mode
    - Adjustable Parasitic Load Compensation (5-35 amperes)
    - Power "ON" LED indicator
    - System Status indicator
    - Internal cooling fan



## Remote Display Options



**Bar Graph Display**  
091-199-001



**Status Center Display**  
091-194-IND



**Status Center Display  
in Watertight Case**  
091-194-IND-WT-XX

## Color Options

<b>YW</b> Yellow	<b>RD</b> Red
<b>WH</b> White	<b>GY</b> Gray
<b>BL</b> Blue	<b>BLK</b> Black

Part Number	Description
52-21-1100	Pump Plus 1200 System with Bar Graph Display
52-21-3100	Pump Plus 1200 System with Status Center
52-21-410X	Pump Plus 1200 System with Watertight Status Center
091-193-12	Pump Plus 1200 Charger Only
52-21-3200	Pump Plus 1200 Charger Only with Status Center
52-21-420X	Pump Plus 1200 Charger Only with Watertight Status Center

All units available in 240 VAC Input, contact the sales department for part number



**Super Auto Eject Deluxe Cover with Bar Graph Display** available for this product see page 40

**Package Includes: Air Compressor, Charger with Battery Saver and Remote Display**  
**System Components Maintain Air Brake Pressure, Batteries, and Power Auxiliary Loads**



## Features

- This system approach simplifies the complete installation  
 Package includes: **Pump Plus 2000 PLC** and **12V Auto Pump**
- 12V, 100 PSI Max, air compressor **Auto Pump**, see pg. 43 for specs and pg. 47 for optional accessories
  - 15A battery charger with a 3A battery saver
    - Microprocessor controlled, completely automatic operation regulates the output to a single battery bank
    - Precision voltage controller senses the battery voltage, eliminating the need for sense wires
    - Programmable Parasitic Load Compensation allows for the user to input the total accessory load on the vehicle (in amps). This allows the charger to shift the absorption stage set point so the battery voltage drops to the float voltage when desired current is reached
    - Battery selection switch to select Gel Cell, Lead-Acid, AGM or Odyssey
    - Float/3-Step Charge Mode Selection Switches
    - Automatic current limit
    - Battery Saver On/Off switch is used to bypass the Battery Saver and apply all 18A to charge the battery
    - Patent pending
    - Remote Dual Bar Graph Display is included
    - Air Compressor power mode selector switch
      - DC Powered full time from the vehicle's battery
      - AC Powered only from the battery when the vehicle is plugged into the shore line
      - Automatically shuts off the compressor when disconnected from the shore line, taking the 12A load off the vehicle's battery



### Remote Bar Graph Display Included: 091-39-IND



- Provides the state-of-charge status when in the station
- Indicates the charger is "ON" and operating

### Remote Display Option



Super Auto Eject Deluxe Cover with Bar Graph Display and LED Indicator available for this product  
 see page 40

Part Number	Description
53-21-1100	Pump Plus 2000 PLC System with Bar Graph Display
091-237-12-PP	Pump Plus 2000 PLC Charger Only

# PUMP PLUS HO SYSTEM

**Package Includes: Air Compressor, Charger with Remote Display System Components Maintain Air Brake Pressure, Batteries**

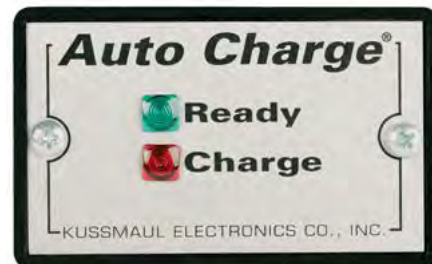


## Features

- This system approach simplifies the complete installation. Package includes: **Pump Plus HO** and **12V Auto Pump**
  - 12V, 100 PSI Max, air compressor **Auto Pump**, see pg. 43 for specs and pg. 47 for optional accessories
  - 11A charger **Model Pump Plus HO** for charging a dual battery bank
    - Automatic operation regulates the output to dual battery banks
    - A patented built-in sense circuit checks the battery voltage 120 times per second to compensate for a voltage drop in charging wires providing a quick re-charge without overcharging
    - LED Display optional
    - Air Compressor power mode selector switch
      - DC Powered full time from the vehicle's battery
      - AC Powered only from the battery when the vehicle is plugged into the shore line
      - Automatically shuts off the compressor when disconnected from the shore line, taking the 12A load off the vehicle's battery



## Remote Display Option



LED Display  
IN-4

Part Number	Description
56-21-1100	Pump Plus HO System
091-9C-HO-Charger	Pump Plus HO Charger Only
IN-4	LED Display

# PUMP PLUS AUTO CHARGE D SYSTEM

**Package Includes: Air Compressor, Charger with Battery Saver and Remote Display**  
**System Components Maintain Air Brake Pressure, Batteries, and Power Auxiliary Loads**



## Features

- This system approach simplifies the complete installation. Package includes: **Pump Plus Auto Charge D and 12V Auto Pump**
  - 12V, 100 PSI Max, air compressor **Auto Pump**, see pg. 43 for specs and pg. 47 for optional accessories
  - 28A charger with a 5A battery saver **Pump Plus Auto Charge D** for charging a dual battery bank
  - Automatic operation regulates the output to dual battery banks
    - Designed for DDEC Vehicles
    - A patented built-in sense circuit checks the battery voltage 120 times per second to compensate for a voltage drop in charging wires providing a quick re-charge without overcharging
  - Separate *Battery Saver* output eliminates any drain on the vehicle's batteries when in the station:
    - Automatically disconnects the auxiliary vehicle loads from the battery when the charger is energized
    - Ideal for charging handheld lights and portable radios
    - 5A output with an automatic overload current limit
    - **Not recommended for powering highly sensitive electronic loads**
- Remote Bar Graph Display included
- Air Compressor power mode selector switch
  - DC Powered full time from the vehicle's battery
  - AC Powered only from the battery when the vehicle is plugged into the shore line
  - Automatically shuts off the compressor when disconnected from the shore line, taking the 12A load off the vehicle's battery



**Remote Bar Graph Display Included: 091-66-IND**

- Provides the state-of-charge status when in the station
- Indicates charger is "ON" and operating

Part Number	Description
54-21-1100	Pump Plus D System with Bar Graph Display
091-9-DPP-Charger	Pump Plus D Charger Only

KITS AND PACKAGES

# PUMP PLUS - AUTO EJECT KITS


**Includes Pump Plus Charger, Display, Auto Pump 12V and Auto Eject**  
**Pre-Packaged as a Kit for Installer Convenience**  
**Simplifies Ordering and Stockroom Handling**



Call for Kit Part # with Super Auto Eject Deluxe Cover Option


## Kit Configuration Options

1. Select Pump Plus Charger Model
2. Select Display
3. Select Display Bezel Color
4. Select Auto Pump, with or without Auto Drain
5. Select 15A or 20A Auto Eject
6. Specify Back Wire (BW) (Super Auto Eject Only)
7. Select Cover Option and Color for Auto Eject
8. Contact factory for your particular kit ordering information



Part Number	Description	Charger	Pump	Display	Auto Eject	Color Cover
53-22-1106	Pump Plus 2000 Kit	Pump Plus 2000 PLC	Auto Pump 12V	Dual Bar Graph	Auto Eject 20WP	Yellow
51-22-1204	Pump Plus 1000 Kit	Pump Plus 1000 PLC	Auto Pump 12V	Single Bar Graph	Auto Eject 15WP	Red
52-22-1105	Pump Plus 1200 Kit	Pump Plus 1200 PLC	Auto Pump 12V	Single Bar Graph	Auto Eject 20WP	White
52-22-4106	Pump Plus 1200 Kit	Pump Plus 1200 PLC	Auto Pump 12V	Watertight Status Center, Blue	Auto Eject 20WP	Yellow

Popular Kits listed, contact factory for all other kit configuration options



Part Number	Description	Charger	Pump	Display	Auto Eject	Color Cover
53-23-1106	Pump Plus 2000 Super Kit	Pump Plus 2000 PLC	Auto Pump 12V	Dual Bar Graph	Super Auto Eject 20	Yellow
51-23-1204	Pump Plus 1000 Super Kit	Pump Plus 1000 PLC	Auto Pump 12V	Single Bar Graph	Super Auto Eject 15	Red
52-23-1105	Pump Plus 1200 Super Kit	Pump Plus 1200 PLC	Auto Pump 12V	Single Bar Graph	Super Auto Eject 20	White
52-23-4106	Pump Plus 1200 Super Kit	Pump Plus 1200 PLC	Auto Pump 12V	Watertight Status Center, Blue	Super Auto Eject 20	Yellow

Popular Kits listed, contact factory for all other kit configuration options


# CHARGER - AUTO EJECT KITS

**Includes Charger, Display and Auto Eject  
Pre-Packaged as a Kit for Installer Convenience  
Simplifies Ordering and Stockroom Handling**




## Kit Configuration Options

1. Select Charger Model
2. Select Display
3. Select Display Bezel Color
4. Select 15A or 20A Auto Eject
5. Specify Back Wire (BW) (Super Auto Eject Only)
6. Select Cover Option and Color for Auto Eject
7. Contact factory for your particular kit ordering information



Part Number	Description	Charger	Display	Auto Eject	Color Cover
53-02-1106	Auto Charge 2000 Kit	Auto Charge 2000 PLC	Dual Bar Graph	Auto Eject 20WP	Yellow
51-02-1204	Auto Charge 1000 Kit	Auto Charge 1000 PLC	Single Bar Graph	Auto Eject 15WP	Red
52-02-4106	Auto Charge 1200 Remote Kit	Auto Charge 1200 PLC Remote	Watertight Status Center, Blue	Auto Eject 20WP	Yellow

Popular Kits listed, contact factory for all other kit configuration options



Part Number	Description	Charger	Display	Auto Eject	Color Cover
53-03-1106	Auto Charge 2000 Super Kit	Auto Charge 2000 PLC	Dual Bar Graph	Super Auto Eject 20	Yellow
51-03-1204	Auto Charge 1000 Super Kit	Auto Charge 1000 PLC	Single Bar Graph	Super Auto Eject 15	Red
52-03-4106	Auto Charge 1200 Remote Super Kit	Auto Charge 1200 PLC Remote	Watertight Status Center, Blue	Super Auto Eject 20	Yellow

Popular Kits listed, contact factory for all other kit configuration options

KITS AND PACKAGES




# CHARGER - AUTO PUMP AC

**Includes Charger, Display and AC Compressor**  
**Pre-Packaged as a Kit for Installer Convenience**  
**Simplifies Ordering and Stockroom Handling**

## Kit Configuration Options

1. Select Charger Model
2. Select Charger Display
3. Select Display Bezel Color
4. Contact factory for your particular kit ordering information



Popular Kits listed, contact factory for all other kit configuration options

Part Number	Description	Charger	Display	Pump
53-05-1100	Auto Charge 2000 Pump Kit	Auto Charge 2000 PLC	Dual Bar Graph	Auto Pump AC
51-13-1100	Auto Charge 1000 HP Pump Kit	Auto Charge 1000 PLC	Single Bar Graph	Auto Pump HP
52-05-1100	Auto Charge 1200 Remote Pump Kit	Auto Charge 1200 PLC Remote	Single Bar Graph	Auto Pump AC
52-09-4106	Auto Charge 1200 Remote Pump Kit	Auto Charge 1200 PLC Remote	Watertight Status Center, Blue	Auto Pump AC w/Auto Drain

# CHARGER - AUTO PUMP AC - AUTO EJECT KITS


**Includes Charger, Display, AC Compressor and Auto Eject**  
**Pre-Packaged as a Kit for Installer Convenience**  
**Simplifies Ordering and Stockroom Handling**



Call for Kit Part # with Super Auto Eject Deluxe Cover Option

## Kit Configuration Options

1. Select Charger Model
2. Select Display
3. Select Display Bezel Color
4. Select Auto Pump, with or without Auto Drain
5. Select 15A or 20A Auto Eject
6. Specify Back Wire (BW) (Super Auto Eject Only)
7. Select Color Cover for Auto Eject
8. Contact factory for your particular kit ordering information



Charger


Display

AC Compressor

Auto Eject WP

Part Number	Description	Charger	Indicator	Pump	Auto Eject	Color Cover
53-06-1106	Auto Charge 2000 Pump WP Kit	Auto Charge 2000 PLC	Dual Bar Graph	Auto Pump AC	Auto Eject 20WP	Yellow
51-14-1204	Auto Charge 1000 HP Pump WP Kit	Auto Charge 1000 PLC	Single Bar Graph	Auto Pump HP	Auto Eject 15WP	Red
52-10-4106	Auto Charge 1200 Remote Pump WP Kit	Auto Charge 1200 PLC Remote	Watertight Status Center, Blue	Auto Pump AC w/Auto Drain	Auto Eject 20WP	Yellow

Popular Kits listed, contact factory for all other kit configuration options



Charger

Display

AC Compressor

Super Auto Eject

Part Number	Description	Charger	Display	Pump	Auto Eject	Color Cover
53-07-1106	Auto Charge 2000 Pump Super Kit	Auto Charge 2000 PLC	Dual Bar Graph	Auto Pump AC	Super Auto Eject 20	Yellow
51-15-1204	Auto Charge 1000 HP Pump Super Kit	Auto Charge 1000 PLC	Single Bar Graph	Auto Pump HP	Super Auto Eject 15	Red
52-11-4106	Auto Charge 1200 Remote Pump Super Kit	Auto Charge 1200 PLC Remote	Watertight Status Center, Blue	Auto Pump AC w/Auto Drain	Super Auto Eject 20	Yellow

Popular Kits listed, contact factory for all other kit configuration options