

NEW!

# ECLIPSE 10" LED MINI LIGHTBARS

## FLEET PLUS



16610



A  
LED



Switch 766163  
(sold separately)



16616

- 5 Year Warranty
- BatteryCheck™
- AutoDim™
- Synchronization
- Zero EMI



(definitions refer to page 2)

### Features

- **LOW 2 INCH PROFILE**
- SAE J845 (2013) Class 1 and CA 13 requirements
- Rugged Polycarbonate Dome and Lenses with UV inhibitors
- Heavy Duty Die-cast E-Coated Aluminum Base
- Permanent Mount & 1"NPT Standard
- AutoDim™ & Synchronization not available in magnetic mount or vacuum magnetic mount versions

### Available Colors



### Recommended Mounting Solution

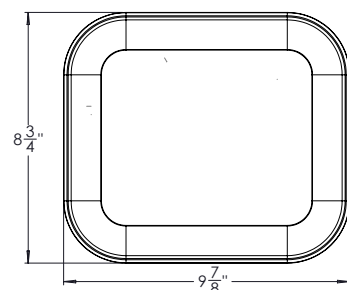
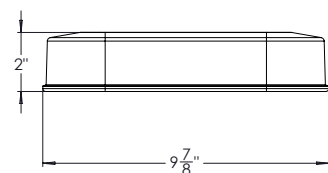
(sold separately - See page 64 for more options)

98086

98087



### Dimensions



Available Models								
Part #	Dome/Flash	Vdc	Amps	Lumens	SAE	Mounting	# Patterns	Replacement Dome
✓ 16610	Amber / Amber	12-24	0.3-3.0	2280	Class 1	PM	17	877209A
16611	Blue / Blue	12-24	0.3-3.0	684	Class 1	PM	17	877209B
16612	Clear / White	12-24	0.3-3.0	2280	Class 1	PM	17	877209C
16613	Green / Green	12-24	0.3-3.0	1748	-	PM	17	877209G
16615	Red / Red	12-24	0.3-3.0	1026	Class 1	PM	17	877209R
✓ 16616	Clear / Amber	12-24	0.3-3.0	2280	Class 1	PM	17	877209C
16617	Clear / Blue	12-24	0.3-3.0	684	Class 1	PM	17	877209C
16618	Clear / Green	12-24	0.3-3.0	1748	-	PM	17	877209C
16619	Clear / Red	12-24	0.3-3.0	1026	Class 1	PM	17	877209C

✓ = Top Seller | PM = Permanent Mount

NEW!

# ECLIPSE 10" LED MINI LIGHTBARS

## FLEET PLUS



16610M

A  
LED



16616M

A  
LED



16610V



16616V

A  
LED



16610S



16616S

Available Models									Replacement Parts	
Part #	Dome/Flash	Vdc	Amps	Lumens	SAE	Mounting	# Patterns	Dome	Replacement Mag	
✓ 16610x	Amber / Amber	12	0.3-3.0	2280	Class 1	x	17	877209A	200107	
16611x	Blue / Blue	12	0.3-3.0	684	Class 1	x	17	877209B	200107	
16612x	Clear / White	12	0.3-3.0	2280	Class 1	x	17	877209C	200107	
16613x	Green / Green	12	0.3-3.0	1748	-	x	17	877209G	200107	
16615x	Red / Red	12	0.3-3.0	1026	Class 1	x	17	877209R	200107	
✓ 16616x	Clear / Amber	12	0.3-3.0	2280	Class 1	x	17	877209C	200107	
16617x	Clear / Blue	12	0.3-3.0	684	Class 1	x	17	877209C	200107	
16618x	Clear / Green	12	0.3-3.0	1748	-	x	17	877209C	200107	
16619x	Clear / Red	12	0.3-3.0	1026	Class 1	x	17	877209C	200107	

✓ = Top Seller | Replace x with M for Magnetic Mount, V for Vacuum Magnetic Mount or S for Suction cup Mount

# 16" LED MINI LIGHTBARS

## FLEET PLUS



- **10 Year Warranty**
- **BatteryCheck™**
- **AutoDim™**
- **Synchronization**
- **Zero EMI**  
(No radio interference)  
(definitions refer to page 2)

### Features

- **Patented 90 LED configuration**
- SAE J845 (2013) Class 1 and CA 13 requirements
- Premium optics, extruded aluminum base with T-slot mounting, polycarbonate outer dome and lens
- Magnetic mount and vacuum magnetic mount versions available
- AutoDim™ and Synchronization not available in magnetic mount versions
- CSA Approved
- \* Vacuum mag mount not recommended for aluminum body trucks

### Available Colors

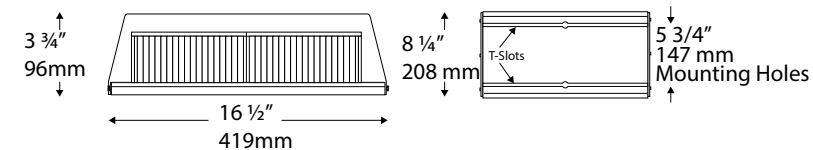


### Recommended Mounting Solution

(sold separately - See page 64 for more options)



### Dimensions



Available Models									
Part #	Dome/Lens/Flash	Vdc	Amps	Lumens	SAE	Mounting	CSA	# Patterns	Replacement Dome
✓ 16310	Clear/Amber/Amber	12-24	0.8-3	2700	Class 1	PM	✓	23	877226
✓ 16311	Amber/Clear/Amber	12-24	0.8-3	2700	Class 1	PM	✓	23	877227
✓ 16338	Clear/Clear/Amber	12-24	0.8-3	2700	Class 1	PM	✓	23	877226
✓ 16312	Clear/Amber/Amber	12	0.8-3	2700	Class 1	MM	✓	23	877226
✓ 16313	Amber/Clear/Amber	12	0.8-3	2700	Class 1	MM	✓	23	877227
16349	Clear/Amber/Amber	12	0.8-3	2700	Class 1	VM	✓	23	877226
16350	Amber/Clear/Amber	12	0.8-3	2700	Class 1	VM	✓	23	877227
16351	Clear/Clear/Amber	12	0.8-3	2700	Class 1	VM	✓	23	877227

✓ = Top Seller | MM = Magnetic Mount | VM = Vacuum Mount

# 16" LED MINI LIGHTBARS

## FLEET

# SWS



### Features

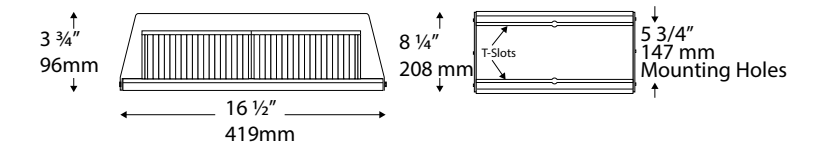
- **Patented 90 LED configuration**
- SAE J845 (2013) Class 1 and CA13
- BatteryCheck™ alerts you to critically low battery voltage
- Premium optics, extruded aluminum base with T-slot mounting, polycarbonate outer dome and lens
- Optional magnet mount conversion kit 96011
- CSA Approved
- **5 Year Warranty**

### Recommended Mounting Solution

(sold separately - See page 64 for more options)



### Dimensions



Available Models									
Part #	Dome/Lens	Vdc	Amps	Lumens	SAE	Mounting	CSA	# Patterns	Replacement Dome
✓ 16211	Amber/Clear	12-24	0.8-3	2700	Class 1	PM	✓	23	877227
16214	Clear/Amber	12-24	0.8-3	2700	Class 1	PM	✓	23	877226

✓ = Top Seller | PM = Permanent Mount

# DUAL COLOR LED MINI LIGHTBARS

## FLEET **PLUS**

# DUAL COLOR LED MINI LIGHTBARS

## FLEET



**Switch 766171**  
(sold separately)



### Common Color Combinations



### Features

- SAE J845 (2013) Class 2
- Premium optics, extruded aluminium base with T-slot mounting, polycarbonate outer dome and lens
- User selectable flash patterns (23)
- Other color combinations available upon request
- CSA Approved

• **5 Year Warranty**



• **AutoDim™**



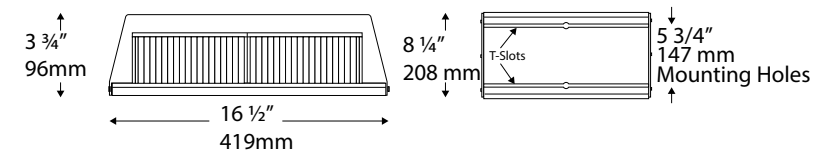
(definitions refer to page 2)

### Recommended Mounting Solution

(sold separately - See page 64 for more options)



### Dimensions



Available Models									
Part #	Dome/Lens/Flash	Vdc	Amps	Lumens	SAE	Mounting	CSA	# Patterns	Replacement Dome
16393	Clear/Clear/R-W	12-24	1.1-2.8	R:1590 W:3192	Class 2	PM	✓	23	877226
✓ 16394	Clear/Clear/A-W	12-24	1.1-2.8	A:1590 W:3192	Class 2	PM	✓	23	877226
16395	Clear/Clear/A-R	12-24	1.1-2.8	A: 1590 R: 1590	Class 2	PM	✓	23	877226
16398	Clear/Clear/A-G	12-24	1.1-2.8	A:1590 G:2445	Class 2	PM	✓	23	877226
✓ 16399	Clear/Clear/A-B	12-24	1.1-2.8	A:1590 B:1120	Class 2	PM	✓	23	877226

✓ = Top Seller | PM = Permanent Mount



**Switch 766152**  
(sold separately)

### Common Color Combinations



### Features

- Premium fresnel optics, extruded aluminium base with T-slot mounting and polycarbonate outer dome with UV inhibitors
- Other color combinations available upon request
- **5 Year Warranty**

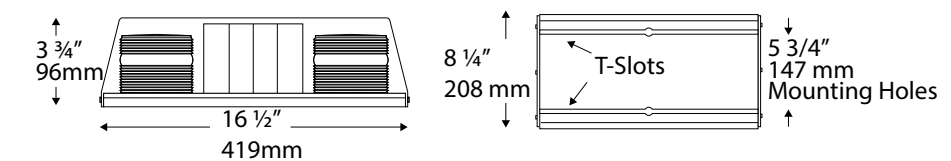
### Recommended Mounting Solution

(sold separately - See page 64 for more options)

**98012** 16" Mini lightbar Mounting Plate  
**98014** Mounting Plate Riser



### Dimensions





Available Models									Replacement Parts	
Part #	Dome/Lens/Flash	Vdc	Amps	Lumens	SAE	Mounting	# Patterns	Dome	Lens	
✓ 16931	Clear/Clear/A-B	12-24	1.3-1.9	A:908 B:640	Class 2	PM	3	877226	877460	

✓ = Top Seller | PM = Permanent Mount

## LED MINI LIGHTBARS FLEET

## ROTATOR MINI LIGHTBARS FLEET



### Available Colors

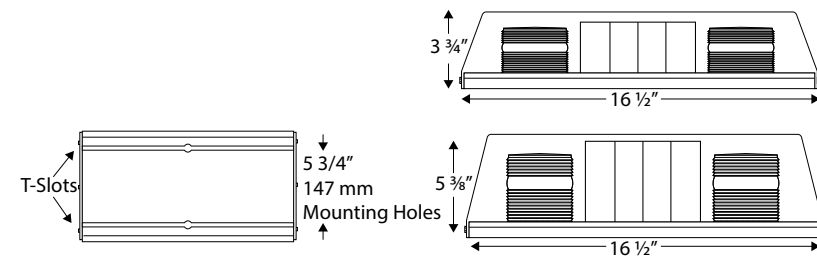


### Recommended Mounting Solution

(sold separately - See page 64 for more options)



### Dimensions



Available Models								Replacement Parts	
Part #	Dome/Lens	Vdc	Amps	Lumens	SAE	Mounting	# Patterns	Dome	Lens
<b>Low Profile</b>									
✓ 16831	Amber/Clear	12-24	0.5-0.8	912	Class 2	PM	3	877227	877349
16832	Blue/Clear	12-24	0.5-0.8	912	Class 2	PM	3	877228	877349
✓ 16836	Amber/Clear	12	0.5-0.8	912	Class 2	MM	3	877227	877349
<b>High Profile</b>									
✓ 16031	Amber/Clear	12-24	0.5-0.8	456	Class 2	PM	3	877211	333-C
16033	Blue/Clear	12-24	0.5-0.8	456	Class 2	PM	3	877212	333-C
✓ 16032	Amber/Clear	12	0.5-0.8	456	Class 2	MM	3	877211	333-C

✓ = Top Seller | MM = Magnetic Mount | PM = Permanent Mount

### Available Colors

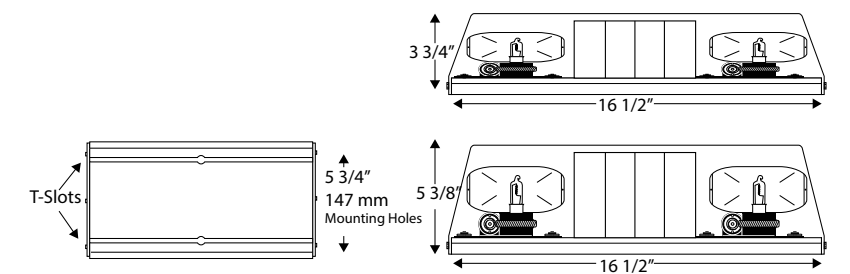


### Recommended Mounting Solution

(sold separately - See page 64 for more options)



### Dimensions



Available Models								Replacement Parts	
Part #	Dome	Vdc	Amps	Watts	SAE	Mounting	FPM	Dome	Rotator Assembly
<b>Low Profile</b>									
✓ 16801	Amber	12	8	100	Class1	PM	170	877227	920-98
16802	Blue	12	8	100	Class1	PM	170	877228	920-98
16803	Red	12	8	100	Class1	PM	170	877223	920-98
16806	Amber	12	8	100	Class1	MM	170	877227	920-98
<b>High Profile</b>									
✓ 16001	Amber	12	6	70	Class1	PM	170	877211	920-0
16006	Amber	12	6	70	Class1	MM	170	877211	920-0

✓ = Top Seller | PM = Permanent Mount | MM = Magnetic Mount