


# Traffic Advisor™ Straight Style



- 15' cable standard, extra length cables available
- Black extruded aluminum housing
- Long life LED operation with low current draw and low operating temperature
- Hard-coated lenses minimize environmental damage from sand, sun, salt, and road chemicals
- Fully encapsulated for moisture, vibration, and corrosion resistance
- Includes control head (not TAD models)
- Four operating modes; left, right, split & flashing
- Rear dip switch provides 8 flash pattern choices
- Interior or exterior applications
- Five year warranty



Model	Technology	Modules	End Flasher	Mount	Control Head	VDC	Housing	Size	Length												
TAM63	TIR3™	6	-	Surface/ slide bolt	TACTL5 included	12	Extreme low profile	1.75" (44mm) H x 2.188" (55mm) D	23" (58cm)												
TAM83		8	-						30.845" (78cm)												
TAM83AA		8	Yes						30.845" (78cm)												
TAD6	TIR3 Dominator™ Series	6	-		Requires optional TADCTL1 or customer supplied switches				12	Extreme low profile	1.75" (44mm) H x 2.188" (55mm) D	23" (58cm)									
TAD8		8	-									30.845" (78cm)									
TAD8AA		8	Yes									30.845" (78cm)									
TADP6	LINZ6™ Dominator Plus™ Series	6	-		Surface/ thru-bolt endcaps							TACTL5 included	12	Low profile flat style	2.845" (73mm) H x 2.25" (57mm) D	23" (58cm)					
TADP8		8	-													30.845" (78cm)					
TADP8AA		8	Yes													30.845" (78cm)					
TAZ66	LINZ6	6	-									Surface/ thru-bolt endcaps				TACTL5 included	12	Low profile flat style	2.845" (73mm) H x 2.25" (57mm) D	23" (58cm)	
TAZ86		8	-																	30.845" (78cm)	
TAZ86AA		8	Yes																	30.845" (78cm)	
TAM65	500 Series TIR6™	6	-	Surface/ thru-bolt endcaps		TACTL5 included	12	Rectan- gular two piece												2.46" (62mm) H x 4.41" (112mm) D	36" (91cm)
TAM85		8	-																		46.845" (119cm)
TAM85AA		8	Yes																		210.875" (56cm)
NEW TA4437M		8	-						34" (86cm)												
NEW TA4437M1		8	-						45.125" (115cm)												
NEW TA4437M2	8	Yes	45.125" (115cm)																		
TANF65	500 Series Linear-LED®	6	-	Surface/ slide bolt	TACTL5 included	12 or 24		Front load rectangular	2.375" (60mm) H x 2.375" (60mm) D	34" (86cm)											
TANF85		8	-							45.125" (115cm)											
TANF85AA		8	Yes							45.125" (115cm)											
TACF85	CON3™ front load	6	-	Surface/ thru-bolt	TACTL5 included			12 or 24	Low profile flat style	2.845" (73mm) H x 2.25" (57mm) D	36" (91cm)										
TACF85AA		8	Yes								46.845" (119cm)										
TAL65	500 Series LED	6	-	Surface/ thru-bolt	TACTL5 included				12 or 24	Low profile flat style	2.845" (73mm) H x 2.25" (57mm) D	36" (91cm)									
TAL85		8	-				46.845" (119cm)														


Model	Option Description
TADCTL1	Control head for TAD/TADP Dominator Traffic Advisor only
TADSW1	On/Off non-lighted SPDT 20 amp switch for TADCTL1 Dominator control head
TADSW2	On/Off/On non-lighted SPDT 20 amp switch for TADCTL1 Dominator control head

Model	Option Description
TACTL5	Control head only, programmable for 6 & 8 lamp LED Traffic Advisor, includes auxiliary On/Off switch. Meets federal standards
TANBKT1	Mount for top of vehicle for TACF85 and TANF85 horizontal mount
DELTAC5	Delete TACTL5 from 6 to 8 light LED or halogen Traffic Advisor
DELTAC6	Delete TACTL6 from 16 lamp LED or halogen Traffic Advisor

# Traffic Advisor™ Straight Style



- Interior or exterior applications
- Black extruded aluminum housing
- Hard-coated lenses minimize environmental damage from sand, sun, salt, and road chemicals
- Left arrow, right arrow, split arrow, and warning functions
- Rear dip switch provides eight flash patterns
- Five year warranty



## NEW TAC8 Series

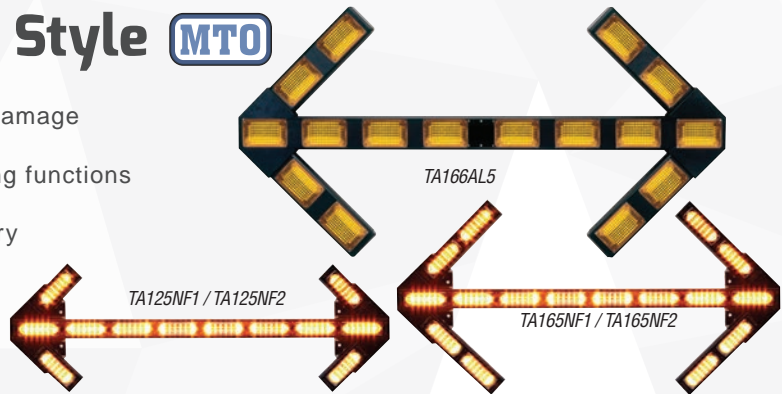
- Eight front-loaded Super-LED modules
- Built-in left arrow, right arrow, split arrow, and warning functions
- Includes nine directional sequences and nine Scan-Lock® flash patterns
- LED modules are sealed units (IP67 rated)
- Control head features an auxiliary control for a device up to 6A

Model	Technology	Lamps	Mount	Control Head	Housing	VDC	Cable	Size
NEW TAC815	Super-LED	8	Surface mount/ slide bolt	TAC8 included	Deep "C" style	12	15'	2" (52mm) H x 20.625" (67mm) D x 47.75" (121cm) L
NEW TAC830							30'	
NEW TAC850							50'	
TADF6	500 Series DUO Super-LED	6	Surface mount/ slide bolt	Requires optional TADCTL1 or customer supplied switches	Rectangular front load	15	15	2.375" (60mm) H x 2.375" (60mm) D x 37" (94cm) L
TADF8		8						2.375" (60mm) H x 2.375" (60mm) D x 45.125" (114cm) L
TA45B72	700 Series Super-LED	8	Slide bolt	TACTL5 included	Rectangular one piece			40.875" (124mm) H x 5.25" (133mm) D x 72" (182cm) L

# Traffic Advisor Arrow Style



- Black extruded aluminum housing
- Hard-coated lenses minimize environmental damage from sand, sun, salt, and road chemicals
- Left arrow, right arrow, split arrow, and warning functions
- Rear dip switch provides eight flash patterns
- Custom cable lengths available, contact factory
- Five year warranty



Model	Technology	Modules	Mount	Control Head	Housing	VDC	Cable	Size
TA125NF1	500 Series Front Load LED	12	Surface mount/ slide bolt	TACTL6 included	One piece	12	25'	15" (381mm) H x 3.50" (89mm) D x 46" (117cm) L
TA125NF2							50'	
TA165NF1		16					25'	23" (584mm) H x 3.50" (89mm) D x 46" (117cm) L
TA165NF2							50'	
TA166AL5	600 Series LED	16					40'	36.50" (927mm) H x 4" (102mm) D x 5.50" (167cm) L

Model	Option Description
TACTL6	Control head only, programmable for 16 lamp LED Traffic Advisor. Meets federal standards